


InveSTAR

Fact Sheet

May – 2026



Star Union Dai-ichi
Life Insurance

A joint venture of



SUD Life GIFT US Equity Fund - MAY 2026

Investment Objective :

To capture global growth opportunities for long-term capital appreciation via diversified investments in international ETFs.

Date of Inception :

June 5, 2025

SFIN No.

ULGC 01 06/03/25 SUD-LI-UEF 142

Benchmark:

S&P Index

Products:

For SUD Life International Wealth Creator

AUM:

\$ 5,00,560.44

NAV :

\$ 10.6138

Name of Fund Manager:

Mr. Anupam Goswami

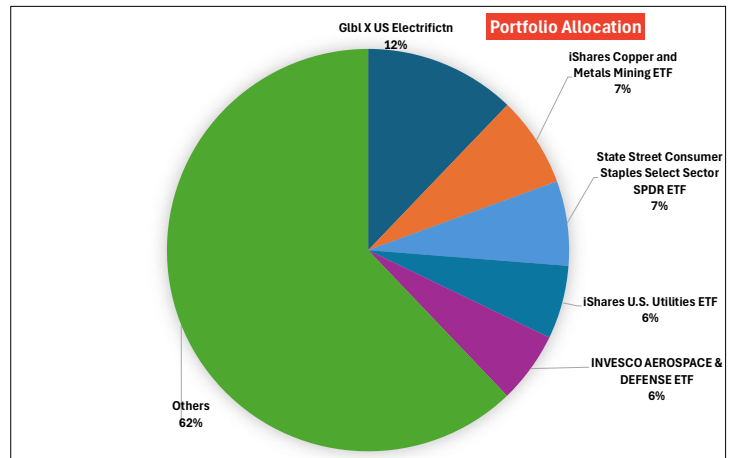
Portfolio % to AUM

Portfolio	% to AUM
Top 5 Holding	
Gbl X US Electrictn	12.17%
iShares Copper and Metals Mining ETF	7.28%
State Street Consumer Staples Select Sector SPDR ETF	6.79%
iShares U.S. Utilities ETF	5.91%
INVECO AEROSPACE & DEFENSE ETF	5.71%
Others	62.13%

Fund Composition & Fund Management Charges

Composition*	Charges
- ETF tracking US S&P	2.00%
- ETF tracking US Nasdaq	

* The fund will have some ETFs catering to money market & cash instruments for liquidity & cash management. The above list of ETFs is indicative, and subject to change basis fund manager view and evolving market conditions.



Fund returns	Absolute					CAGR (Annualised)		
	1 Month	3 Month	6 Month	1 Year	3 Year	5 Year	10 Year	Since Inception
SUD Life GIFT US Equity Fund	1.22%	-0.10%	10.19%	NA	NA	NA	NA	NA
Benchmark:								
S&P 500 Index	5.15%	10.19%	10.67%	28.22%	21.95%	12.51%	13.71%	NA

Top Holding - iShares Copper and Metals Mining ETF[†]

Name	Weight
BHP GROUP LTD	9.08%
ANGLO AMERICAN PLC	9.07%
FREEPORT MCMORAN INC	8.00%
GRUPO MEXICO B	7.95%
TECK RESOURCES SUBORDINATE VOTING	6.04%
Teck Resources Subordinate Voting	5.22%
FIRST QUANTUM MINERALS LTD	5.11%
NEWMONT	4.73%
ANTOFAGASTA PLC	4.54%
LUNDIN MINING CORP	4.33%

[†] Source: ETF Factsheet as of March 31, 2026

Top Holding - State Street Consumer Staples Select Sector SPDR ETF[†]

Name	Weight
WALMART INC	17.56%
COSTCO WHOLESALE CORP	14.02%
PROCTER & GAMBLE CO/THE	12.23%
COCA-COLA CO/THE	9.88%
PHILIP MORRIS INTERNATIONAL	9.10%
PEPSICO INC	7.26%
ALTRIA GROUP INC	3.63%
COLGATE-PALMOLIVE CO	2.50%
MONDELEZ INTERNATIONAL INC-A	2.49%
MONSTER BEVERAGE CORP	1.90%

[†] Source: ETF Factsheet as of March 31, 2026

Top Holding - Gbl X US Electrictn[†]

Name	Weight
Ametek Inc	4.72%
National Grid Plc-sp Adr	4.31%
Consolidated Edison Inc	4.21%
American Electric Power	4.18%
Quanta Services Inc	4.17%
Entergy Corp	4.13%
Dominion Energy Inc	4.12%
Nextera Energy Inc	4.07%
Public Service Enterprise Gp	4.06%
Constellation Energy	3.90%

[†] Source: ETF Factsheet as of March 31, 2026

Top Holding -INVECO AEROSPACE & DEFENSE ETF

Name	Weight
General Electric	8.40%
Boeing	8.26%
RTX	6.92%
Lockheed Martin	6.27%
Source: ETF Factsheet as of May 06, 2026	4.53%
General Dynamics	4.36%
Howmet Aerospace	4.21%
Northrop Grumman	4.00%
Rocket Lab Corp	3.80%
L3Harris Technologies Inc	3.51%

[†] Source: ETF Factsheet as of March 31, 2026

Top Holding - iShares U.S. Utilities ETF[†]

Name	Weight
Nextera Energy Inc	10.96%
DEUTSCHE TELEKOM AG COMMON STOCK EU	3.79%
Southern	3.40%
Sempra	2.88%
Waste Management Inc	2.78%
Source: ETF Factsheet as of March 31, 2026	2.75%
Vistra Corp	2.64%
SOFTBANK GROUP CORP COMMON STOCK JPY	2.61%
DEUTSCHE POST AG COMMON STOCK EUR	2.36%
IBERDROLA SA COMMON STOCK EUR	2.24%
WASTE CONNECTIONS INC COMMON STOCK	2%

SUD Life GIFT Global Equity Fund - MAY 2026

Investment Objective :

To capture global growth opportunities for long-term capital appreciation via diversified investments in international ETFs.

Date of Inception :

June 5, 2025

SFIN No.

ULGC 02 06/03/25 SUD-LI-GEF 142

Benchmark:

MSCI ACWI ex USA IMI Net Total Return USD Index

Products:

For SUD Life International Wealth Creator

AUM :

\$ 1,50,155

NAV :

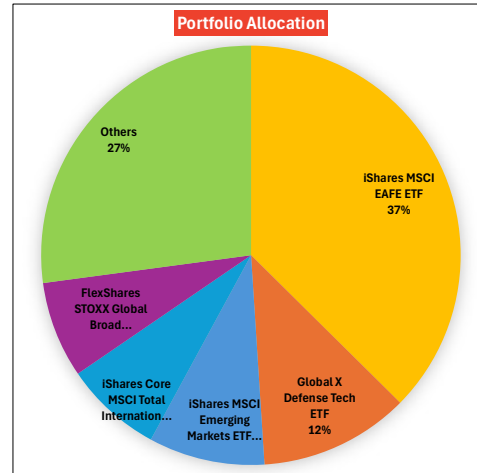
\$ 11.4091

Name of Fund Manager:

Mr. Anupam Goswami

Portfolio % to AUM
Top 5 Holding

Top 5 Holding	% to AUM
iShares MSCI EAFE ETF	37.41%
Global X Defense Tech ETF	11.56%
iShares MSCI Emerging Markets ETF	8.95%
iShares Core MSCI Total International Stock ETF	7.54%
FlexShares STOXX Global Broad Infrastructure Index Fund	7.41%
Others	27.12%


Fund Composition & Fund Management Charges

Composition*	Charges
- ETF tracking developed markets, ex-US	2.00%
- ETF tracking global markets, ex-US	
- ETF tracking emerging markets	

* The fund will have some ETFs catering to money market & cash instruments for liquidity & cash management. The above list of ETFs is indicative, and subject to change basis fund manager view and evolving market conditions.

Fund returns	Absolute					CAGR (Annualised)		
	1 Month	3 Month	6 Month	1 Year	3 Year	5 Year	10 Year	Since Inception
SUD Life GIFT Global Equity Fund	2.71%	0.42%	9.96%	NA	NA	NA	NA	NA
Benchmark:								
MSCI ACWI ex USA IMI Net Total Return USD Index	4.86%	2.54%	17.49%	32.49%	20.60%	8.69%	9.73%	NA

Top Holding - iShares Core MSCI Total International Stock ETF[#]

Name	Weight
Taiwan Semiconductor Manufacturing	3.12%
Tencent Holdings Ltd	1.26%
ASML Holding NV	1.08%
Samsung Electronics LTD	1.01%
Alibaba Group Holding Ltd	0.81%
Roche Holding Par AG	0.75%
Astrazeneca PLC	0.74%
HSBC Holding PLC	0.70%
Novartis AG	0.67%
Nestle SA	0.66%

Source: ETF Factsheet as of March 31, 2026

Top Holding - iShares MSCI EAFE ETF[#]

Name	Weight
ASML Holding NV	2.04%
Roche Holding Par AG	1.41%
Astrazeneca PLC	1.40%
HSBC Holding PLC	1.32%
Novartis AG	1.28%
Nestle SA	1.24%
SAP	1.24%
Shell PLC	1.04%
Siemens N AG	1.04%
Toyota Motor Corp	0.99%

Source: ETF Factsheet as of March 31, 2026

Top Holding - Global X Defense Tech ETF[#]

Name	Weight
RTX CORPORATION	8.36%
Rtx Corporation	8.26%
Lockheed Martin Corp	8.02%
General Dynamics Corp	7.76%
Rheinmetall Ag	7.27%
L3harris Technologies Inc	4.55%
Northrop Grumman Corp	4.45%
Thales Sa	4.31%
Bae Systems Plc	4.31%
Leonardo Spa	4.12%

Source: ETF Factsheet as of March 31, 2026

Top Holding - VANECK SEMICONDUCTOR ETF[#]

Name	Weight
NVIDIA CORP	15.23%
TAIWAN SEMICONDUCTOR MANUFACTURING CO L	9.38%
MICRON TECHNOLOGY INC	7.78%
Source: ETF Factsheet as of May 06, 2026	7.61%
INTEL CORP	7.22%
BROADCOM INC	7.20%
QUALCOMM INC	5.10%
TEXAS INSTRUMENTS INC	4.65%
LAM RESEARCH CORP	4.39%
KLA CORP	3.96%

Source: ETF Factsheet as of May 31, 2026

Top Holding - FlexShares STOXX Global Broad Infrastructure Index Fund[#]

Name	Weight
DEUTSCHE TELEKOM AG COMMON STOCK EU	3.79%
CANADIAN PACIFIC KANSAS CITY LTD COMMON STOCK CAD	3.40%
VERIZON COMMUNICATIONS INC COMMON STOCK USD	2.88%
CANADIAN NATIONAL RAILWAY CO COMMON STOCK CAD 0	2.78%
AT&T INC COMMON STOCK USD 1	2.75%
NEXTERA ENERGY INC COMMON STOCK USD	2.64%
SOFTBANK GROUP CORP COMMON STOCK JPY	2.61%
DEUTSCHE POST AG COMMON STOCK EUR	2.36%
IBERDROLA SA COMMON STOCK EUR	2.24%
WASTE CONNECTIONS INC COMMON STOCK	2.00%

Source: ETF Factsheet as of March 31, 2026

Holdings are subject to change.

SUD Life GIFT US Treasuries Fund - MAY 2026

Investment Objective :

To capture global growth opportunities for long-term capital appreciation via diversified investments in international ETFs.

Date of Inception :

June 5, 2025

SFIN No.

ULGC 03 06/03/25 SUD-LI-UST 142

Benchmark:

U.S. Treasury Core Bond Index

Products:

For SUD Life International Wealth Creator

AUM:

\$ 1,274

NAV :

\$ 9.9567

Name of Fund Manager:

Mr. Anupam Goswami

Portfolio % to AUM
Top 5 Holding

Others 100.00%

Fund Composition & Fund Management Charges

Composition*	Charges
- ETF tracking US treasuries > 1 yr	2.00%
- ETF tracking US treasuries < 1 yr	
- ETF tracking US treasuries > 20 yr	
* The fund will have some ETFs catering to money market & cash instruments for liquidity & cash management The above list of ETFs is indicative, and subject to change basis fund manager view and evolving market conditions.	

Fund returns	Absolute					CAGR (Annualised)		
	1 Month	3 Month	6 Month	1 Year	3 Year	5 Year	10 Year	Since Inception
SUD Life GIFT US Treasuries Fund	-0.16%	-0.43%	NA	NA	NA	NA	NA	NA
Benchmark:								
U.S. Treasury Core Bond Index	0.09%	-1.71%	-0.33%	3.70%	2.81%	-0.32%	1.06%	NA

SUD Life GIFT EM Treasury Fund - MAY 2026

Investment Objective :

To capture global growth opportunities for long-term capital appreciation via diversified investments in international ETFs.

Date of Inception :

June 5, 2025

SFIN No.

ULGC 04 06/03/25 SUD-LI-EMT 142

Benchmark:

J.P. Morgan Government Bond Index Emerging Markets Global Core

Products:

For SUD Life International Wealth Creator

AUM:

\$ 11,041

NAV :

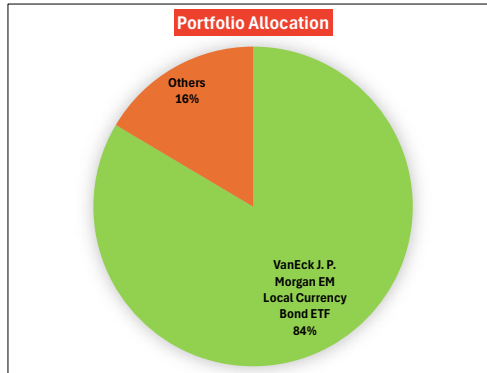
\$ 10.1883

Name of Fund Manager:

Mr. Anupam Goswami

Portfolio % to AUM
Top 5 Holding

VanEck J. P. Morgan EM Local Currency Bond ETF	83.53%
Others	16.47%


Fund Composition & Fund Management Charges

Composition*	Charges
- ETF tracking USD EM sovereign bonds	2.00%
- ETF tracking LCY EM sovereign bonds	

* The fund will have some ETFs catering to money market & cash instruments for liquidity & cash management. The above list of ETFs is indicative, and subject to change basis fund manager view and evolving market conditions.

Fund returns	Absolute					CAGR (Annualised)		
	1 Month	3 Month	6 Month	1 Year	3 Year	5 Year	10 Year	Since Inception
SUD Life GIFT EM Treasury Fund	0.79%	-3.49%	1.01%	NA	NA	NA	NA	NA
Benchmark:								
J.P. Morgan Government Bond Index Emerging Markets Global Core	0.89%	-1.89%	2.95%	10.89%	7.64%	1.76%	2.83%	NA

Top Holding - VanEck J. P. Morgan EM Local Currency Bond ETF[#]

Name	Weight
BRAZIL NOTAS DO TESOURO NACIONAL SERIES 10.00 (01 Jan 2031)	0.91%
REPUBLIC OF SOUTH AFRICA GOVERNMENT BOND 8.75 (28 Feb 2048)	0.85%
MEXICAN BONOS 8.500 (01 Mar 2029)	0.82%
TURKIYE GOVERNMENT BOND 30.000 (12 Sep 2029)	0.78%
MEXICAN BONOS 7.75 (29 May 2031)	0.77%
BRAZIL LETRAS DO TESOURO NACIONAL (01 Jan 2029)	0.76%
REPUBLIC OF SOUTH AFRICA GOVERNMENT BON 8.875 (28 Feb 2035)	0.71%
REPUBLIC OF SOUTH AFRICA GOVERNMENT BON 8.250 (31 Mar 2032)	0.70%
MEXICAN BONOS 8.500 (31 May 2029)	0.69%
REPUBLIC OF SOUTH AFRICA GOVERNMENT BON 8.500 (31 Jan 2037)	0.69%

Source: ETF Factsheet as of February 28, 2026

Holdings are subject to change.

SUD Life GIFT Commodities Fund - MAY 2026

Investment Objective :

To capture global growth opportunities for long-term capital appreciation via diversified investments in international ETFs.

Date of Inception :

June 5, 2025

SFIN No.

ULGC 05 06/03/25 SUD-LI-GCF 142

Benchmark:

Bloomberg Commodity Spot Index

Products:

For SUD Life International Wealth Creator

AUM :

\$ 15,46,457

Name of Fund Manager:

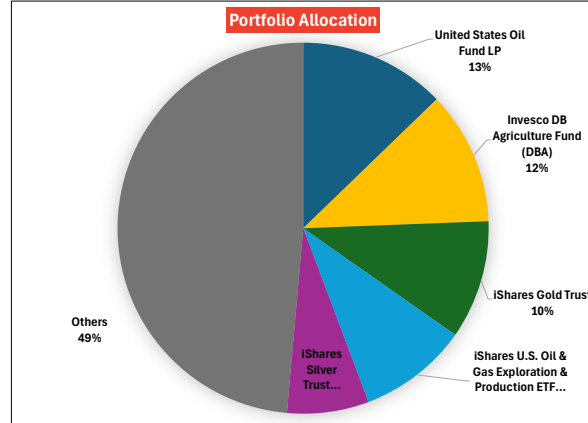
Mr.Anupam Goswami

NAV :

\$ 14.1736

Portfolio % to AUM
Top 5 Holding

Top 5 Holding	% to AUM
United States Oil Fund LP	12.78%
Invesco DB Agriculture Fund (DBA)	11.62%
iShares Gold Trust	10.34%
iShares U.S. Oil & Gas Exploration & Production ETF	9.54%
iShares Silver Trust	7.13%
Others	48.59%


Fund Composition & Fund Management Charges
Composition*
Charges

- ETFs tracking Gold, Silver, Oil and Copper

2.50%

* The fund will have some ETFs catering to money market & cash instruments for liquidity & cash management. The above list of ETFs is indicative, and subject to change basis fund manager view and evolving market conditions.

Fund returns	Absolute					CAGR (Annualised)			
	1 Month	3 Month	6 Month	1 Year	3 Year	5 Year	10 Year	Since Inception	
SUD Life GIFT Commodities Fund	-2.30%	-8.48%	20.40%	NA	NA	NA	NA	NA	
Benchmark:									
Bloomberg Commodity Spot Index	-4.54%	8.59%	17.50%	34.86%	14.16%	8.13%	8.57%	NA	

Top Holding - iShares Gold Trust

Name	Weight
Gold Bullion	

Top Holding - iShares Silver Trust

Name	Weight
Silver Bullion	

Top Holding - Invesco DB Agriculture Fund #

Name	Weight
Corn	14.18%
Live Cattle	14.05%
Soybeans	13.00%
Lean Hogs	10.87%
Wheat	7.04%
Feeder Cattle	6.91%
Soybean Oil	6.46%
Sugar	5.69%
Kansas Wheat	5.48%
Cotton	5.20%

Source: ETF Factsheet as of March 31, 2026

Holdings are subject to change.

Top Holding - iShares U.S. Oil & Gas Exploration & Production ETF #

Name	Weight
CONOCOPHILLIPS	19.46%
EOG RESOURCES INC	9.44%
PHILLIPS	9.07%
MARATHON PETROLEUM CORP	6.67%
DEVON ENERGY CORP	4.58%
EXPAND ENERGY CORP	4.54%
DIAMONDBACK ENERGY INC	4.50%
EQT CORP	4.49%
VALERO ENERGY CORP	4.44%
COTERRA ENERGY INC	4.20%

Source: ETF Factsheet as of March 31, 2026

Top Holding - United States Oil Fund LP #

Name	Weight
WTI CRUDE FUTURE Aug26	47.60%
Trs Macquarie Mqcp361e 01212026	4.92%
Trs Macquarie Mqcp361e 01212026	4.77%
Trs Soc Gen Sgixcwti 12192025	4.36%
Trs Soc Gen Sgixcwti 12192025	3.74%

Source: ETF Factsheet as of May 06, 2026

SUD Life GIFT India Focused Fund - MAY 2026

Investment Objective :

To capture global growth opportunities for long-term capital appreciation via diversified investments in international ETFs.

Date of Inception :

December 9, 2025

SFIN No.

ULGC 07 18/11/25 SUD-LI-GIF 142

Benchmark:

MSCI India Index

Products:

For SUD Life International Wealth Creator

AUM :

\$ 15,757

NAV :

\$ 10.3766

Name of Fund Manager:

Mr.Anupam Goswami

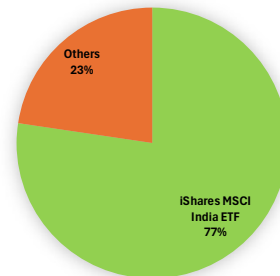
Portfolio % to AUM
Top 5 Holding

iShares MSCI India ETF	77.35%
Others	22.65%

Fund Composition & Fund Management Charges

Composition*	Charges
- India-focused ETFs offered by international fund managers	2.00%

* The fund will have some ETFs catering to money market & cash instruments for liquidity & cash management. The above list of ETFs is indicative, and subject to change basis fund manager view and evolving market conditions.

Portfolio Allocation


Fund returns	Absolute					CAGR (Annualised)			
	1 Month	3 Month	6 Month	1 Year	3 Year	5 Year	10 Year	Since Inception	
SUD Life GIFT India Focused Fund	-2.09%	4.09%	NA	NA	NA	NA	NA	NA	
Benchmark:									
MSCI India Index	-0.55%	-7.65%	-11.84%	-10.99%	6.66%	4.34%	7.36%	NA	

Top Holding - iShares MSCI India ETF#

Name	Weight
HDFC BANK LTD	6.95%
RELIANCE INDUSTRIES LTD	6.67%
ICICI BANK LTD	5.33%
BHARTI AIRTEL LTD	3.73%
INFOSYS LTD	3.31%
INR CASH	2.53%
BLK CSH FND TREASURY SL AGENCY	2.41%
MAHINDRA AND MAHINDRA LTD	2.25%
AXIS BANK LTD	2.23%
LARSEN & TURBO LTD	1.93%

Source: ETF Factsheet as of March 31, 2026
Holdings are subject to change.

SUD Life GIFT Global Opportunity Maximizer Fund - MAY 2026

Investment Objective :

To capture global growth opportunities for long-term capital appreciation via diversified investments in international ETFs.

Date of Inception :
December 9, 2025

SFIN No.
ULGC 08 18/11/25 SUD-LI-GOM 142

Benchmark:
MSCI All-Country World Equity Index (ACWI)
Bloomberg Commodity Spot Index

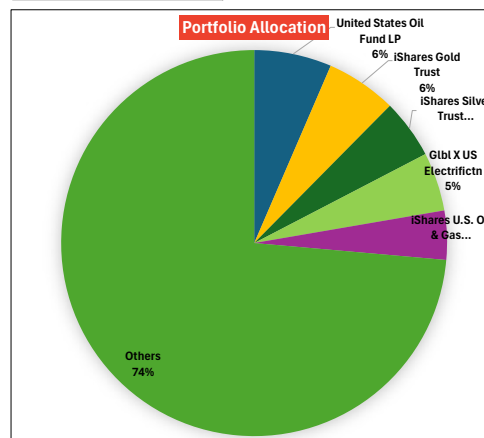
Products:
For SUD Life International Wealth Creator

AUM :	\$	31,00,922
NAV :	\$	11.2592

Name of Fund Manager:
Mr.Anupam Goswami

Portfolio % to AUM

Top 5 Holding	% to AUM
United States Oil Fund LP	6.48%
iShares Gold Trust	5.93%
iShares Silver Trust	4.96%
Glbl X US Electrictn	4.91%
iShares U.S. Oil & Gas Exploration & Production ETF	4.12%
Others	73.60%



Fund Composition & Fund Management Charges

Composition*	Charges
-US-listed ETFs covering equity markets across the globe and a broad range of commodities. The fund aims to capture both cyclical momentum and structural trends	2.00%

* The fund will have some ETFs catering to money market & cash instruments for liquidity & cash management. The above list of ETFs is indicative, and subject to change basis fund manager view and evolving market conditions.

Fund returns	Absolute					CAGR (Annualised)			
	1 Month	3 Month	6 Month	1 Year	3 Year	5 Year	10 Year	Since Inception	
SUD Life GIFT Global Opportunity Maximizer Fund	-0.04%	-3.14%	NA	NA	NA	NA	NA	NA	
Benchmark:									
MSCI All-Country World Equity Index (ACWI)	70.00%	2.12%	7.48%	14.00%	30.46%	18.59%	9.24%	10.19%	
Bloomberg Commodity Spot Index	30.00%							NA	

Top Holding - iShares Gold Trust	
Name	Weight
Gold Bullion	

Top Holding - iShares Silver Trust	
Name	Weight
Silver Bullion	

Top Holding - iShares U.S. Oil & Gas Exploration & Production ETF#	
Name	Weight
CONOCOPHILLIPS	19.46%
EOG RESOURCES INC	9.44%
PHILLIPS	9.07%
MARATHON PETROLEUM CORP	6.67%
DEVON ENERGY CORP	4.58%
EXPAND ENERGY CORP	4.54%
DIAMONDBACK ENERGY INC	4.50%
EQT CORP	4.49%
VALERO ENERGY CORP	4.44%
COTERRA ENERGY INC	4.20%

Source: ETF Factsheet as of March 31, 2026

Holdings are subject to change.

Top Holding - Gbl X US Electrictn	
Name	Weight
BLOOM ENERGY CORP- A	5.12%
QUANTA SERVICES INC	4.66%
DOMINION ENERGY INC	4.30%
SOUTHERN CO/THE	3.94%
XCEL ENERGY INC	3.94%
EATON CORP PLC	3.93%
PUBLIC SERVICE ENTERPRISE GP	3.93%
EXELON CORP	3.91%
DUKE ENERGY CORP	3.90%
AMERICAN ELECTRIC POWER	3.88%

Source: ETF Factsheet as of Jun 05, 2026

Top Holding - United States Oil Fund LP ⁹	
Name	Weight
Crude Oil Future June 26	47.60%
Trs Macquarie Mqcp361e 01212026	4.92%
Trs Macquarie Mqcp361e 01212026	4.77%
Source: ETF Factsheet as of May 06, 2026	4.36%
Trs Soc Gen Sgixcwti 12192025	3.74%

Source: ETF Factsheet as of March 31, 2026

SUD Life Global Flexi Asset Advantage Fund - MAY 2026

Investment Objective :

To capture global growth opportunities for long-term capital appreciation via diversified investments in international ETFs.

Date of Inception :
April 28, 2026

SFIN No.
ULGC 09 25/03/26 SUD-LI-GFA 142

Benchmark:
MSCI All-Country World Equity Index (ACWI)
Bloomberg Commodity Spot Index
FTSE World Government Bond Index

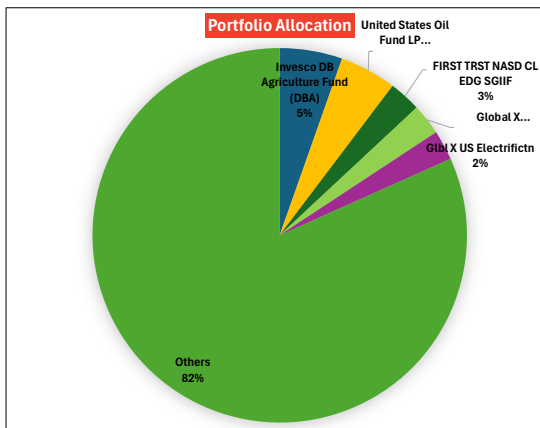
Products:
For SUD Life International Wealth Creator

AUM :	\$	5,84,937
NAV :	\$	10.0220

Name of Fund Manager:
Mr.Anupam Goswami

Portfolio % to AUM

Top 5 Holding	% to AUM
Invesco DB Agriculture Fund (DBA)	5.41%
United States Oil Fund LP	4.88%
FIRST TRST NASD CL EDG SG IIF	2.77%
Global X Defense Tech ETF	2.68%
Gibl X US Electrictn	2.55%
Others	81.71%



Fund Composition & Fund Management Charges

Composition*	Charges
-Flexi-asset fund, investing in US-listed instruments exposed to equities, global bonds and commodities	2.50%

* The fund will have some ETFs catering to money market & cash instruments for liquidity & cash management The above list of ETFs is indicative, and subject to change basis fund manager view and evolving market conditions.

Fund returns	Absolute					CAGR (Annualised)			
	1 Month	3 Month	6 Month	1 Year	3 Year	5 Year	10 Year	Since Inception	
SUD Life Global Flexi Asset Ad Fund	-1.36%	NA	NA	NA	NA	NA	NA	NA	
Benchmark:									
MSCI All-Country World Equity Index (ACWI)	60.00%							NA	
Bloomberg Commodity Spot Index	1.90%	6.08%	11.95%	26.23%	17.11%	5.97%	8.51%		
FTSE World Government Bond Index	15.00%								

Top Holding - FIRST TRST NASD CL EDG SG IIF

Name	Weight
ABB Ltd	8.38%
Eaton Corporation Plc	8.12%
Johnson Controls International Plc	7.38%
Schneider Electric SE	7.29%
National Grid Plc	6.23%
Prysmian Spa	5.35%
Quanta Services, Inc.	4.60%
E.ON SE	3.27%
nVent Electric plc	2.61%
Hubbell Incorporated	2.36%

Source: ETF Factsheet as of March 31, 2026

Top Holding - Invesco DB Agriculture Fund

Name	Weight
Corn	14.18%
Live Cattle	14.05%
Soybeans	13.00%
Lean Hogs	10.87%
Wheat	7.04%
Feeder Cattle	6.91%
Soybean Oil	6.46%
Sugar	5.69%
Kansas Wheat	5.48%
Cotton	5.20%

Source: ETF Factsheet as of March 31, 2026

Top Holding - Global X Defense Tech ETF

Name	Weight
PALANTIR TECHNOLOGIES INC-A	8.36%
RTX CORPORATION	8.18%
GENERAL DYNAMICS CORP	8.04%
NORTHROP GRUMMAN CORP	7.92%
LOCKHEED MARTIN CORP	7.86%
L3HARRIS TECHNOLOGIES INC	4.49%
RHEINMETALL AG	4.42%
BAE SYSTEMS PLC	4.37%
THALES SA	3.58%
LEONARDO SPA	3.57%

Source: ETF Factsheet as of March 31, 2026

Top Holding - United States Oil Fund LP#

Name	Weight
Crude Oil Future June 26	47.60%
Source: ETF Factsheet as of May 06, 2026	4.92%
Trs Macquarie Mqcp361e 01212026	4.77%
Trs Soc Gen Sgixcwti 12192025	4.36%
Trs Soc Gen Sgixcwti 12192025	3.74%

Source: ETF Factsheet as of March 31, 2026

DEUTSCHE TELEKOM AG COMMON STOCK EU	3.79%
-------------------------------------	-------

Top Holding - Gibl X US Electrictn

Name	Weight
DOMINION ENERGY INC	2.88%
BLOOM ENERGY CORP- A	2.78%
XCEL ENERGY INC	2.75%
EATON CORP PLC	2.64%
SOFTBANK GROUP CORP COMMON STOCK JPY	2.61%
DEUTSCHE POST AG COMMON STOCK EUR	2.36%
IBERDROLA SA COMMON STOCK EUR	2.24%
WASTE CONNECTIONS INC COMMON STOCK	2.00%
LEONARDO SPA	3.84%
AMERICAN ELECTRIC POWER	3.81%
DUKE ENERGY CORP	3.80%

Source: ETF Factsheet as of June 04, 2026

Holdings are subject to change.

Risk Factors

- This document has been prepared for providing general information only.
- Unit Linked Life Insurance products are different from traditional insurance products and are subject to various risk factors.
- Unit linked policies are subject to market risks associated with capital markets and NAVs of units may go up or down based on the performance of fund and factors influencing the capital market and the customers have to consider this aspect while taking any decision.
- Customers should take into account their personal investment objectives, risk appetite and other aspects of their financial situation before making an investment decision.
- Customers are advised to note that the details are based on past performance and are not indicative of its future prospects or returns.
- SUD Life shall not be responsible for any losses caused or any claims that arise due to investments made based on this document.
- All efforts have been made to ensure accuracy of the contents of this document, however, SUD Life shall not be held responsible for any errors or omissions.